

# III. CLINICAL OUTCOMES: PROGRESS TO DATE

---

Mount Sinai

Brigitte Buquez

Natasha Toussaint

# The Mount Sinai “On the Ground” Team

**Project Director:**

Brooke Wyatt



**Care Coordinators:**

Joy Cambe




Brigitte Buquez



Samara Washington



Ashley Pichardo



Natasha Toussaint



**Social Work Care Coordinator:**

Rachel Potter



**Data Manager:**

Celia Murnock



**Peer Navigators:**

De Shaunda Page

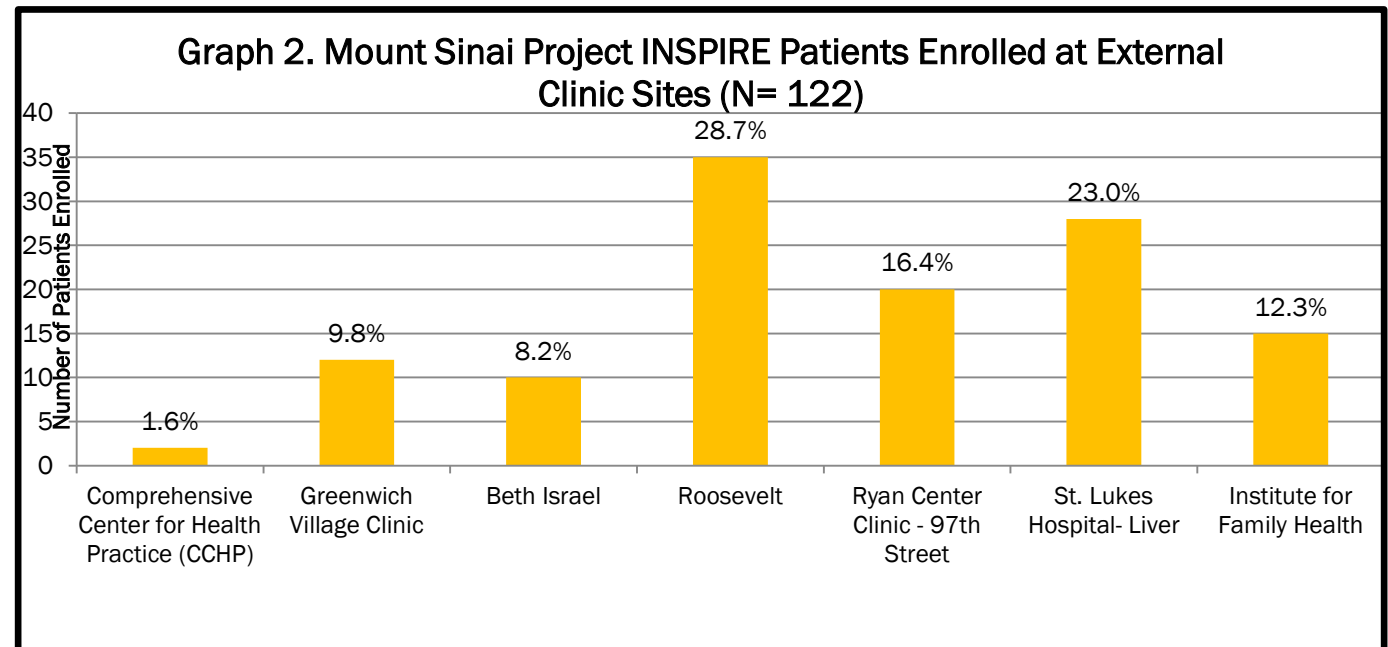
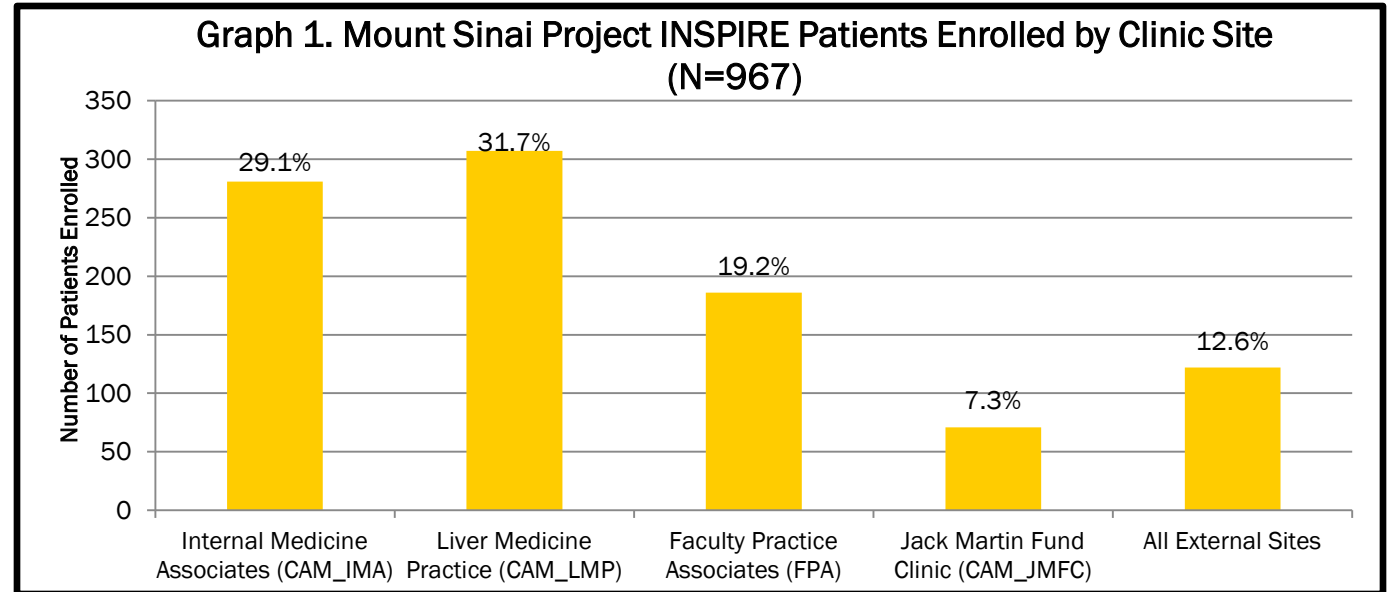


Glyn Singleton



# Mount Sinai – Project Summary

		<b>N</b>	<b>%</b>	
<b>Gender</b>	Male	627	64.8%	
	Female	338	35.0%	
	Trans M/F	1	0.1%	
	Trans F/M	1	0.1%	
<b>Race/ Ethnicity</b>	Black	362	37.4%	
	Hispanic/Latino	357	36.9%	
	White	187	19.3%	
	Asian	10	1.0%	
	American Indian	3	0.3%	
	Two or More Races	17	1.8%	
	Other	2	0.2%	
	Pacific Islander	1	0.1%	
	Unknown	28	2.9%	
	<b>Borough</b>	Manhattan	489	50.6%
		Brooklyn	178	18.4%
Bronx		174	18.0%	
Queens		102	10.5%	
Staten Island		24	2.5%	
<b>Age</b>	Mean	58	-	
	Minimum	25	-	
	Maximum	93	-	

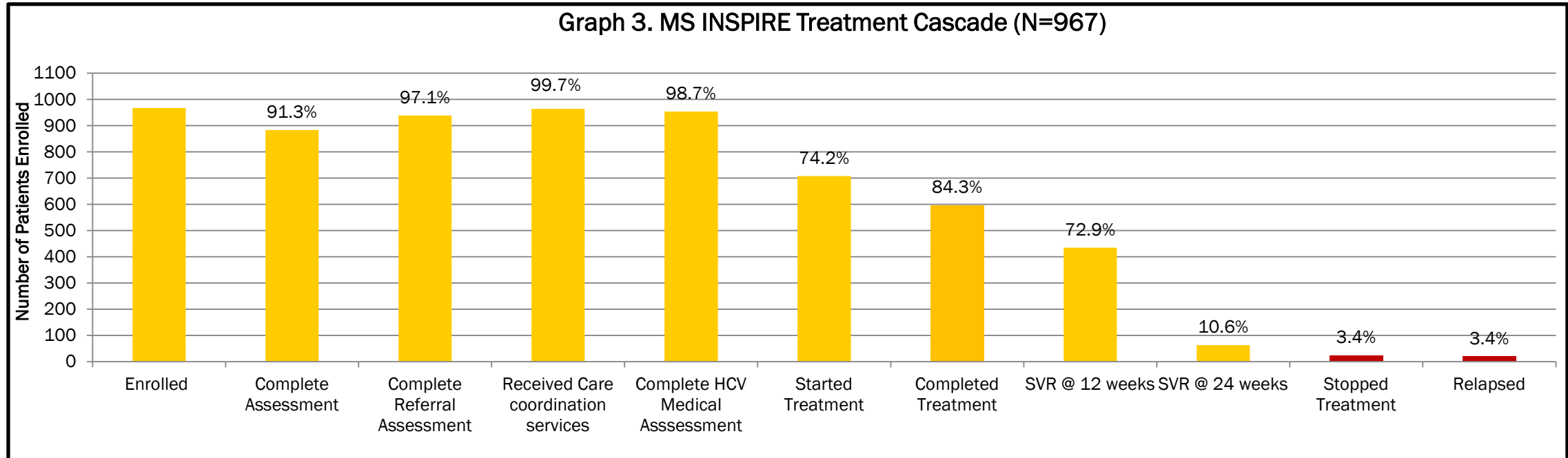


## Mount Sinai – Project Summary (cont.)

- Over two-thirds of our participants (69.2%) are on Medicaid and 16.1% are dually eligible.
- Approximately 6.9% have Medicare Fee for Service and an additional 7.3% have Medicare Advantage.

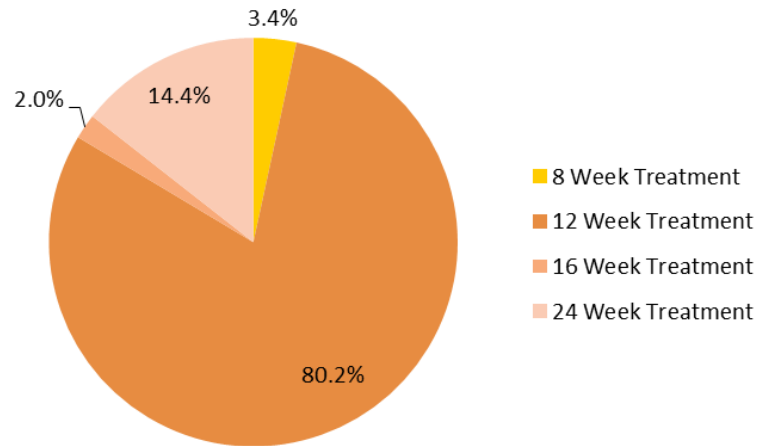
	<b>N</b>	<b>%</b>
Medicaid	669	69.2%
Medicare Fee for Service	67	6.9%
Dually Eligible	156	16.1%
Medicare Advantage	71	7.3%
Other	4	0.4%

# Mount Sinai – Project Summary (cont.)

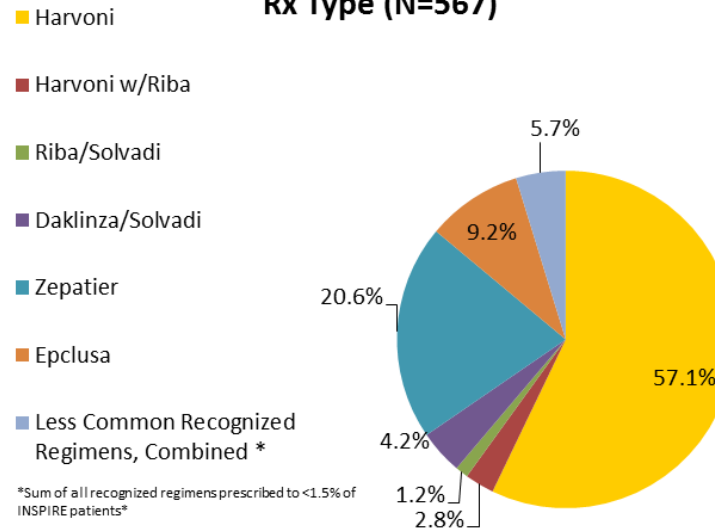


Milestone	Progress To-Date	Target Goal	Progress/Month Needed to Meet Target Goal
Assessment	91% (n=878)	90% (n=867)	Goal Exceeded ✓
HCV Medical Evaluation	99% (n=951)	90% (n=867)	Goal Exceeded ✓
Treatment Initiation	73% (n=707)	75% (n=722)	+ 5 participants/month
SVR/Cure	44% (n=423)	65% (n=626)	+ 68 participants/month

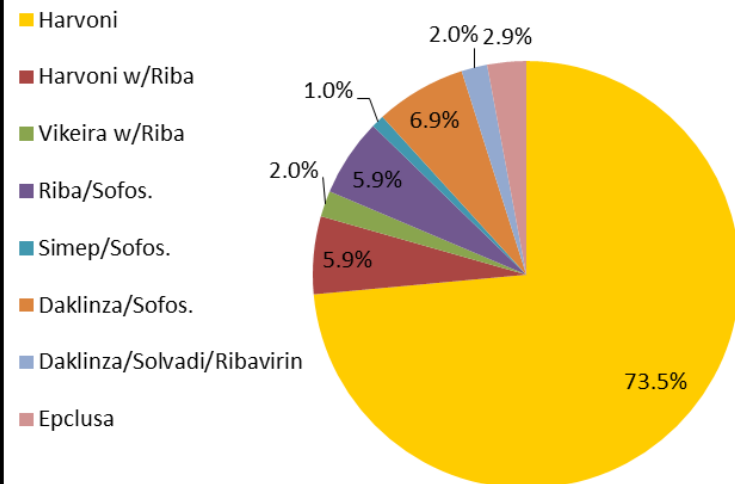
**Graph 5. MS INSPIRE Participants Started on Treatment by Treatment Duration (N=708)**



**Graph 6. MS INSPIRE 12 Week Treatment by Rx Type (N=567)**



**Graph 7. MS INSPIRE 24 Week Treatment by Rx Type (N=102)**



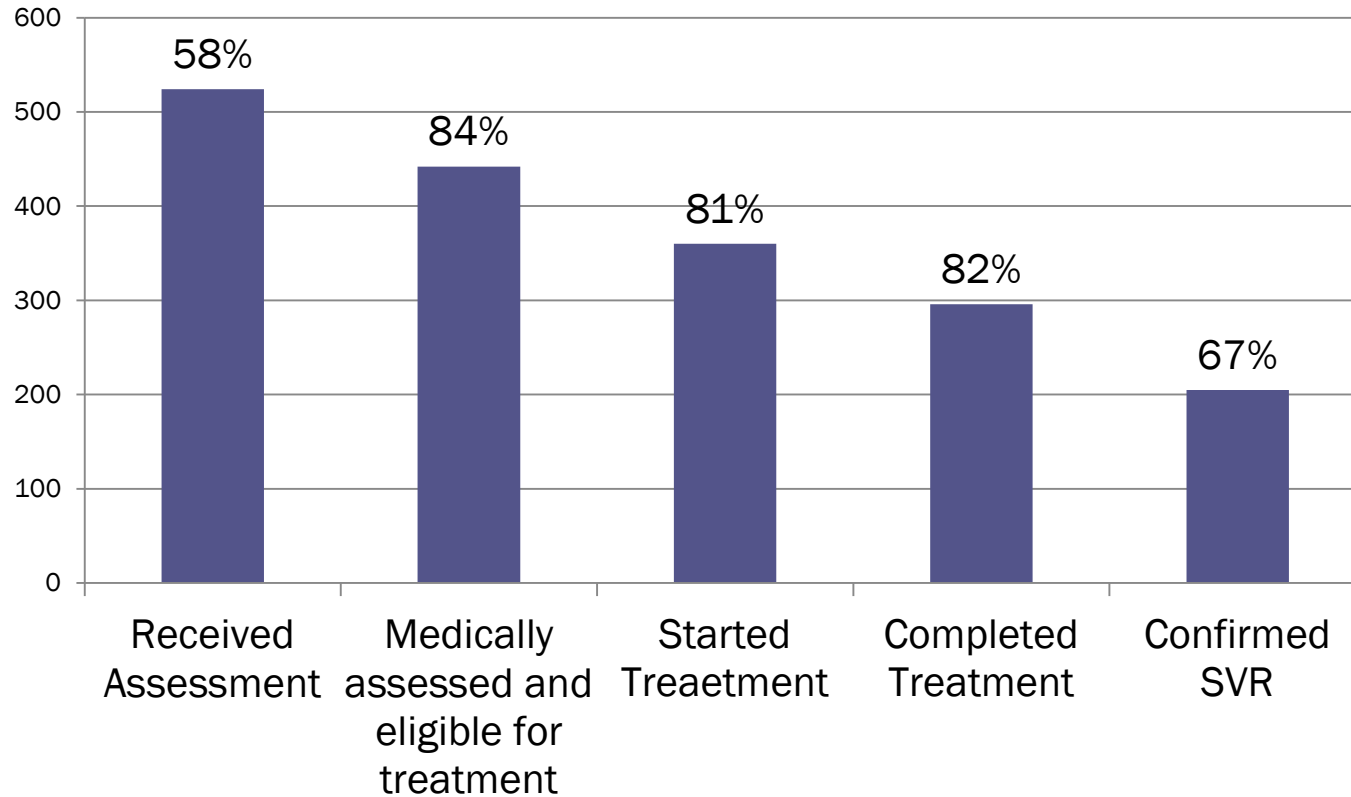
Reasons for Discharge	N	%
Completed Treatment	433	62.48%
Lost to Follow Up	137	19.77%
Declined Program	24	3.46%
Deceased	22	3.17%
Incarcerated	2	0.29%
Terminated from Program	3	0.43%
Competing Medical Priorities	24	3.46%
Cleared Virus	11	1.59%
Transferred Care	17	2.45%
Ineligible upon further review	9	1.30%
Other	11	1.59%
Total	693	100.00%

# Mount Sinai Fast Facts

- **Time to treatment** - 53.5% of INSPIRE patients begin treatment within 3 months of medical evaluation. However, the median time to treatment is 77 days (11 weeks), indicating that the mean is skewed higher by a relatively smaller number of individuals who have taken significantly longer to start treatment.
- **Previously treated patients** - We have 77 patients who were previously treated but stopped that prior treatment without completing. As of now, 52 of them have successfully completed a full course of treatment and 41 have confirmed SVR 12 or 24. Twenty-two others are still undergoing treatment.
- **Accompaniments/Escorts**- 68 individuals have had INSPIRE staff accompany them to appointments. 38% of this group were previously treated and either stopped treatment or relapsed, as compared with ~24% of the overall Sinai INSPIRE cohort

# Mount Sinai Fast Facts cont.

## High Need cascade

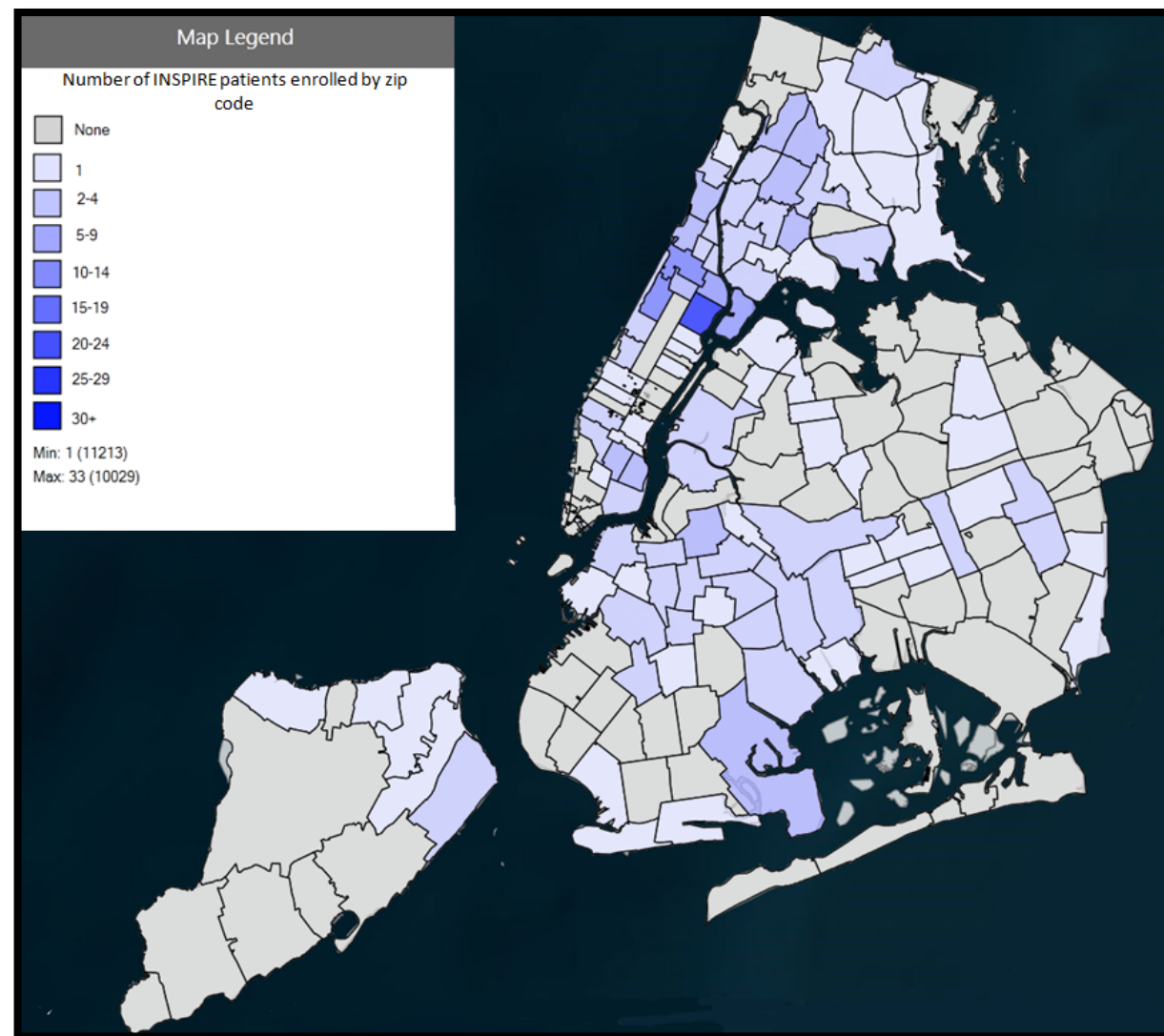


High need cascade	N
Received Assessment	524
Medically assessed and eligible for treatment	442
Started Treatment	360
Completed Treatment	296
Confirmed SVR	205

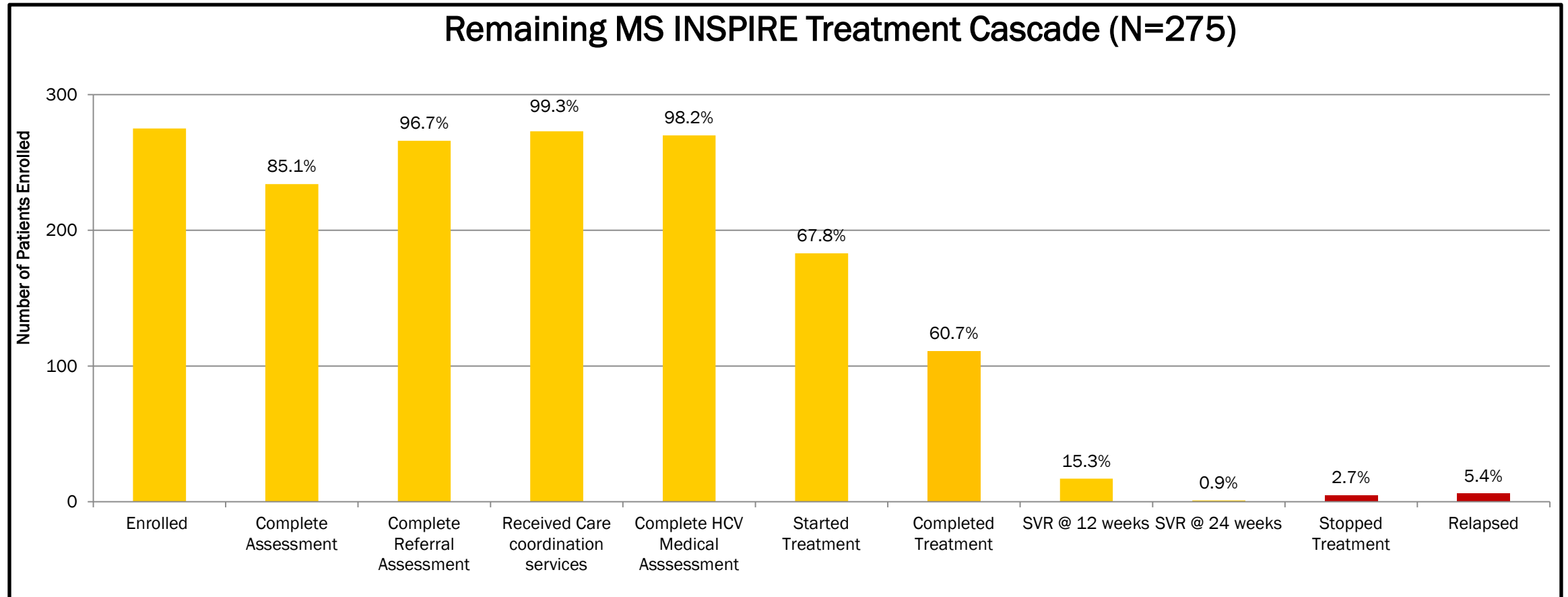


# Remaining Caseload Progression

- Of those who remain, 65.5% are men and 35.6% identify as black, 40.7% as Hispanic or Latino.
- Just over half (50.2%) of all participants live in Manhattan, while 19.6% live in Brooklyn and 17.8% in the Bronx.
- Participants range in age from 25 to 93 years, with a mean age of 56.
- Over two-thirds of our participants (72.7%) are on Medicaid and 14.2% are dually eligible.
- Approximately 6.5% have Medicare Fee for Service and an additional 6.2% have Medicare Advantage.



# Remaining Caseload Progression cont.



# Reflections

**“I really appreciate you and all you do for me. Thank you forever, I wish there was more I could say or do”**

If it weren't for INSPIRE coordinators, as one patient explains, she would not have started treatment. The patient was prepared to walk away, but instead took heed to the information her coordinator shared and trusted that this was not the end of the road. After a series of appeals and letters from the care team (coordinated by INSPIRE) the patient started treatment this past April- 6 months post enrollment. The patient also notes that if it weren't for her coordinator during the first month, she would have stopped taking the medication due to the nausea and insomnia. **This patient story, although small in stature, echoes the larger message our patients share post treatment; that they feel more confident in themselves, energized with a better life ahead.**